

2024

Prices Effective 1st March 2024

THE  
ETOILE  
COLLECTION

IMPERIAL



CLASSIC BRITISH BATHROOMS



CLASSIC BRITISH BATHROOMS







IMPERIAL

## Handcrafted perfection in the finest tradition

Precious craft skills handed down through the generations blend with the latest design ideas and manufacturing technology to create pieces of uncompromising originality and quality.

Ours is a very special partnership between passionate creators who never stop pursuing excellence and discerning homeowners who will never settle for less than the best.

Welcome to our latest Imperial collections, each one a celebration of absolute perfection.

## THE ETOILE COLLECTION

---

A collection with exceptional presence and strength of character. Combine the ceramic ware and classical basin stands designed to complement the style of the Etoile ceramics.

Basin Stands

**6**

Ceramic Collection

**12**

## Etoile Basin Stands

If you're looking to conjure a truly authentic period charm in your Etoile bathroom then an Imperial basin stand hand-made in a choice of luxurious finishes will help you achieve it to perfection.



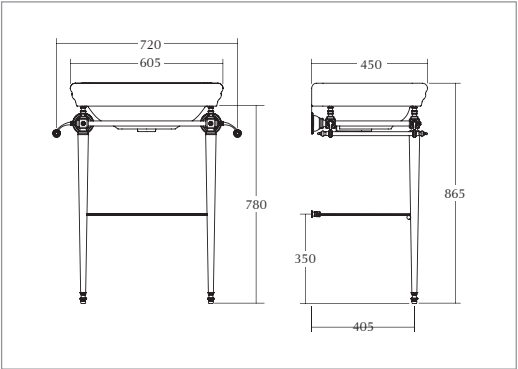
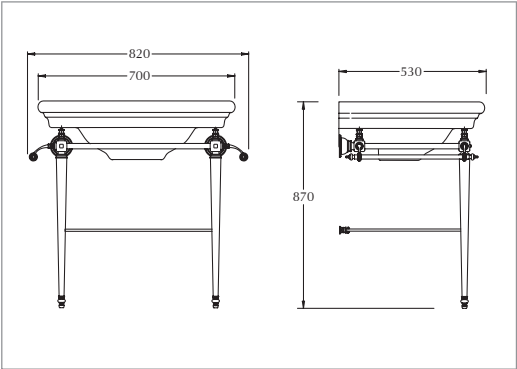


# ETOILE Basin Stands



“P” trap basin

Chrome	XO60160100	£50.00
Antique Gold	XO60160200	£145.00
Polished Nickel	XO60160300	£100.00



“S” trap basin

Chrome	XO60150100	£50.00
Antique Gold	XO60150200	£145.00
Polished Nickel	XO60150300	£100.00

Etoile large basin - 700mm

(1 tap hole)		
White	ET1LB11030	£645.00
(3 tap hole)		
White	ET1LB31030	£645.00

Etoile medium basin - 605mm

(1 tap hole)		
White	ET1MB11030	£575.00
(3 tap hole)		
White	ET1MB31030	£575.00

Etoile Vergennes basin stand with glass shelf

Chrome	ZXBS1010100	£1,495.00
Antique Gold	ZXBS1010200	£2,395.00
Polished Nickel	ZXBS1010300	£2,295.00

Etoile Vergennes medium basin stand with glass shelf

Chrome	ZXBS8010100	£1,450.00
Antique Gold	ZXBS8010200	£2,345.00
Polished Nickel	ZXBS8010300	£2,150.00



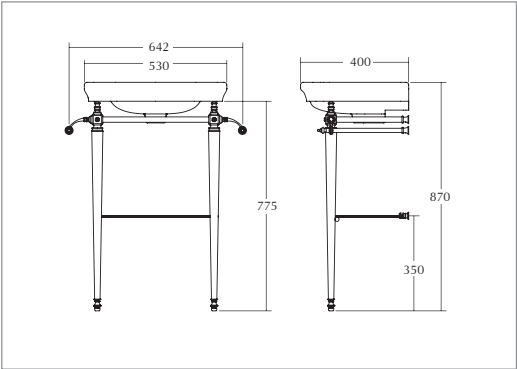
Traditional ¼ basin bottle trap

Chrome	XO60130100N	£50.00
Antique Gold	XO60130200N	£145.00
Polished Nickel	XO60130300N	£145.00



IMPERIAL

# ETOILE Basin Stands



<b>New Etoile cloak round basin - 530mm</b>		
(1 tap hole)		
White	FI1SB11030	£495.00
(3 tap hole)		
White	FI1SB31030	£495.00

<b>New Etoile cloak round basin stand with glass shelf</b>		
Chrome	ZXBS6010100	£1,275.00
Antique Gold	ZXBS6010200	£1,895.00
Polished Nickel	ZXBS6010300	£1,895.00



<b>“P” trap basin</b>		
Chrome	XO60160100	£50.00
Antique Gold	XO60160200	£145.00
Polished Nickel	XO60160300	£100.00



<b>“S” trap basin</b>		
Chrome	XO60150100	£50.00
Antique Gold	XO60150200	£145.00
Polished Nickel	XO60150300	£100.00



<b>Traditional ¼ basin bottle trap</b>		
Chrome	XO60130100N	£50.00
Antique Gold	XO60130200N	£145.00
Polished Nickel	XO60130300N	£145.00

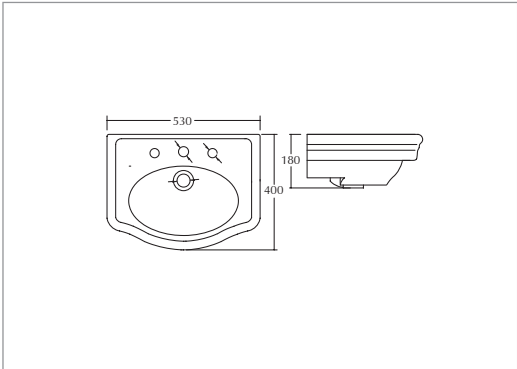
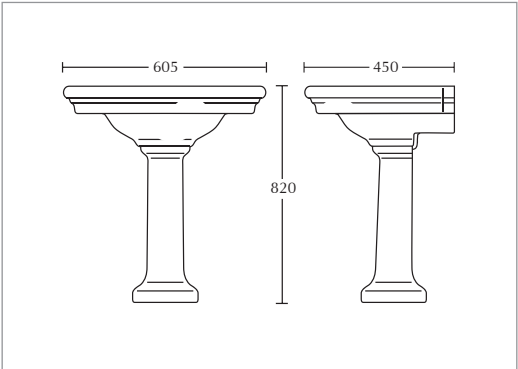
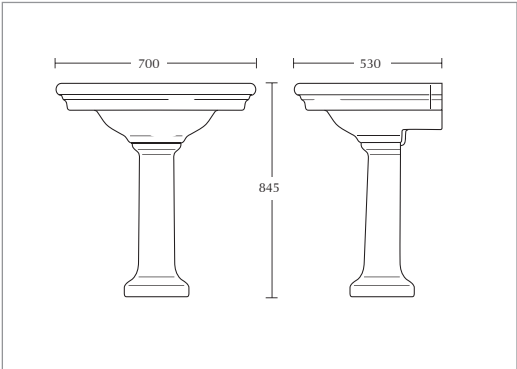
## Etoile Ceramic Ware

For Etoile our designers have taken an iconic Victorian basin shape and rounded the corners a little more to provide a smooth and subtle variation on a classic look.









<b>A) Large basin - 700mm</b>			
(1 tap hole)			
White	ET1LB11030	£645.00	
(3 tap hole)			
White	ET1LB31030	£645.00	

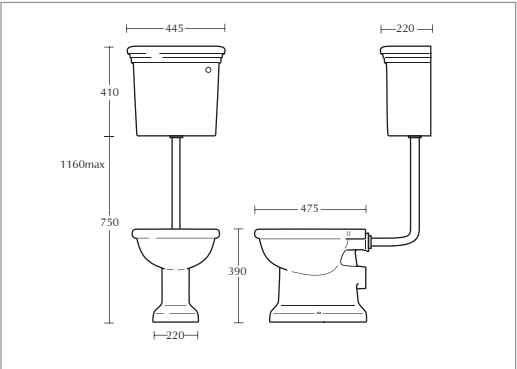
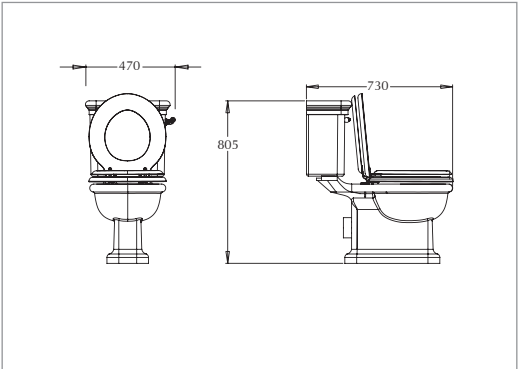
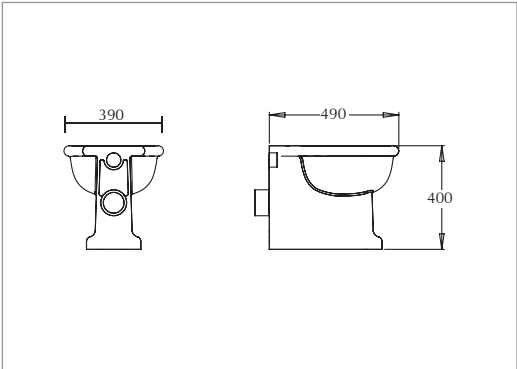
<b>A) Medium basin - 605mm</b>			
(1 tap hole)			
White	ET1MB11030	£575.00	
(3 tap hole)			
White	ET1MB31030	£575.00	

<b>Cloak round basin - 530mm</b>			
(1 tap hole)			
White	FI1SB11030	£495.00	
(3 tap hole)			
White	FI1SB31030	£495.00	

<b>B) Pedestal</b>			
White	ET1PE01000	£390.00	

<b>B) Small Pedestal</b>			
White	ET1PE01000	£390.00	





**Back to wall pan**

(supplied without cistern fittings)

(For use with Etoile seat)

White ET1BC01030 **£575.00**

**Concealed cistern with the extended lever**

Extended lever

White/Chrome ZX012E00100 **£285.00**

White/Antique Gold ZX012E00200 **£295.00**

White/Polished Nickel ZX012E00300 **£295.00**

**Concealed cistern & push button**

White/Chrome XC12001100 **£185.00**

White/Antique Gold XC12001200 **£195.00**

White/Polished Nickel XC12001300 **£195.00**

**A) Close coupled cistern**

(including all the components)

fittings

White/Chrome ZETCC01000C **£495.00**

White/Antique Gold ZETCC01000I **£495.00**

White/Polished Nickel ZETCC01000N **£495.00**

**B) Close coupled Pan P Trap (Horizontal)**

(For use with Etoile seat)

White ET1WCC1030 **£575.00**

**A) Low level cistern**

(including all the components)

fittings

White/Chrome ZETLL01000C **£695.00**

White/Antique Gold ZETLL01000I **£895.00**

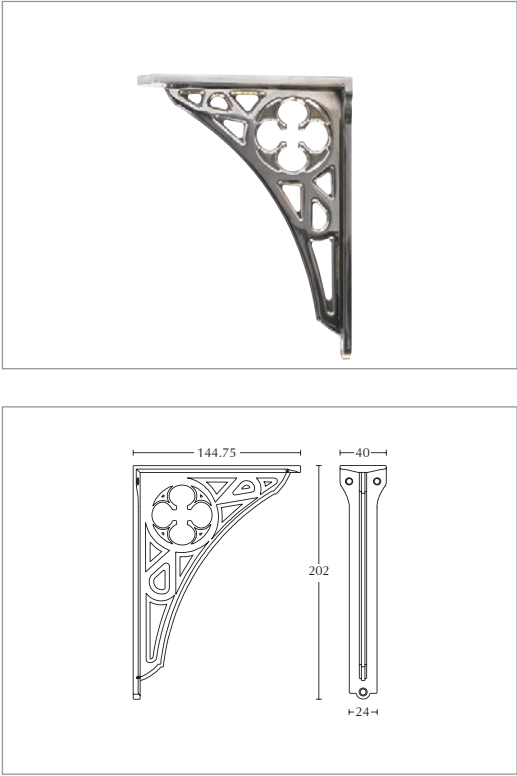
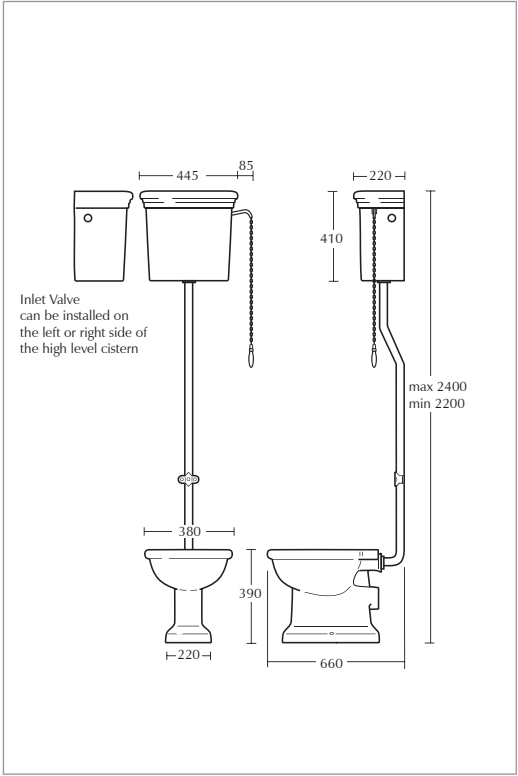
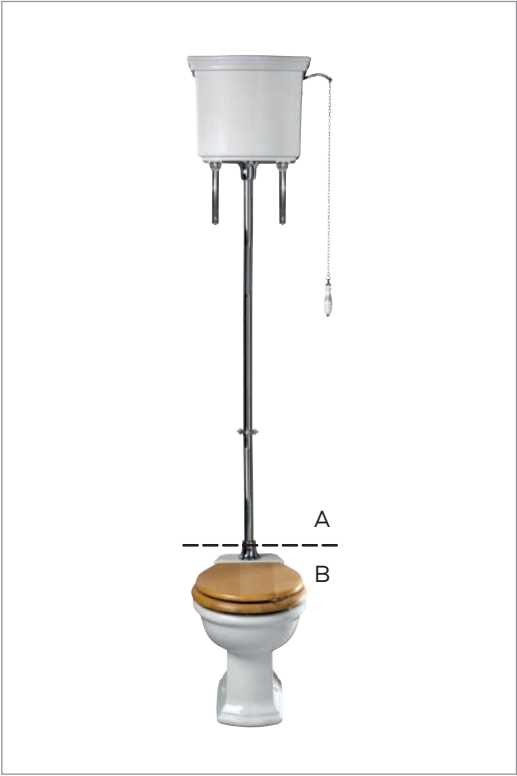
White/Polished Nickel ZETLL01000N **£895.00**

**B) Pan P Trap (Horizontal)**

(For use with Etoile seat)

White ET1WCC1030 **£575.00**

ETOILE



**A) High level cistern**  
(including all the components and ornate brackets)  
fittings

White/Chrome	ZETHC01000C	£1,195.00
White/Antique Gold	ZETHC01000I	£1,395.00
White/Polished Nickel	ZETHC01000N	£1,395.00

<b>B) Pan P Trap (Horizontal)</b> (For use with Etoile seat)		
White	ET1WCC1030	£575.00

**Ideal for use with**  
**B) Ceramic connectors**  
**236mm**

White	XZ18070020	£125.00
<b>330mm</b>		
White	XZ18070010	£125.00

<b>B) Ceramic bend connector</b>		
White	XZ18070000	£125.00
<b>Plumber's mait - 750g</b>		
For use with		
ceramic connectors	PLUMB01	£20.00

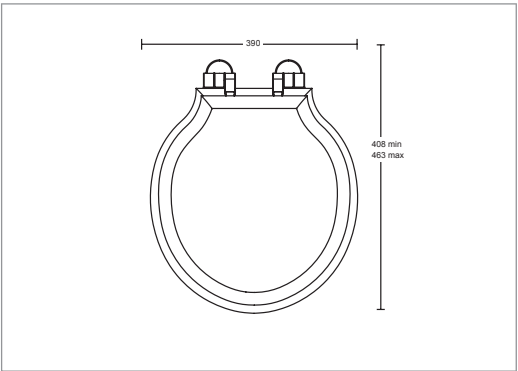
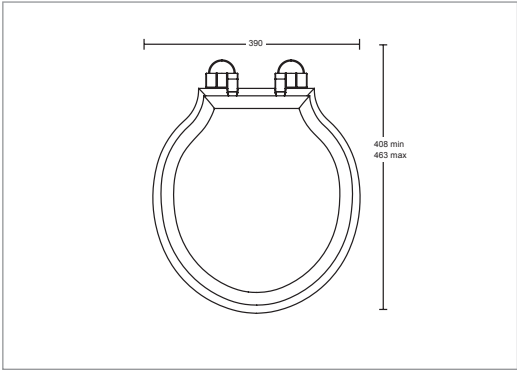
**Ironbridge Metal High L cistern brackets**  
(Pair)

Chrome	XO18000030C	£295.00
Antique Gold	XO18000030I	£345.00
Polished Nickel	XO18000030N	£345.00



ETOILE Toilet Seat Options

SOFT - CLOSE

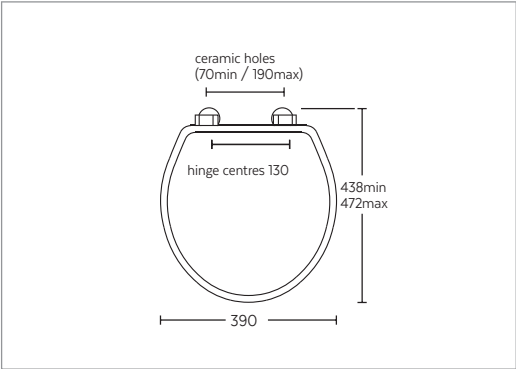
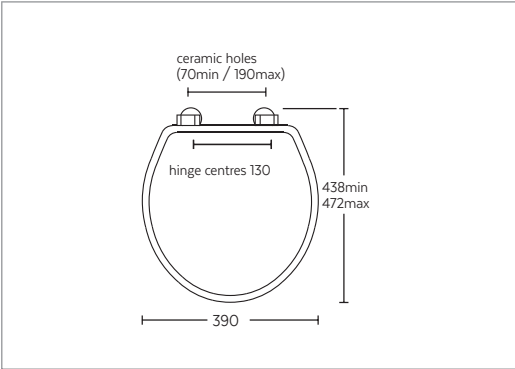


Etoile solid wood toilet seat -  
with soft-close hinge  
Supplied with seat lid lift handle in the box

Etoile painted toilet seat -  
with soft-close hinge  
Supplied without seat lid lift handle

Chrome		
Natural Oak	XE50000120NSB	£495.00
Antique Gold		
Natural Oak	XE50000220NSB	£545.00
Polished Nickel		
Natural Oak	XE50000320NSB	£545.00

Chrome		
White (Smooth)	XE50000110NSB	£375.00
Matt Black Grained	XE50000150NSB	£375.00
Antique Gold		
White (Smooth)	XE50000210NSB	£395.00
Matt Black Grained	XE50000250NSB	£395.00
Polished Nickel		
White (Smooth)	XE50000310NSB	£395.00
Matt Black Grained	XE50000350NSB	£395.00



Oval solid wood toilet seat -  
with soft-close hinge  
Supplied with seat lid lift handle in the box

Oval painted toilet seat -  
with soft-close hinge  
Supplied without seat lid lift handle

Chrome			
Natural Oak	XX50008120NSB	£495.00	
Antique Gold			
Natural Oak	XX50008220NSB	£545.00	
Polished Nickel			
Natural Oak	XX50008320NSB	£545.00	

Chrome			
White (Smooth)	XX50008110NSB	£375.00	
Matt Black Grained	XX50008150NSB	£375.00	
Antique Gold			
White (Smooth)	XX50008210NSB	£395.00	
Matt Black Grained	XX50008250NSB	£395.00	
Polished Nickel			
White (Smooth)	XX50008310NSB	£395.00	
Matt Black Grained	XX50008350NSB	£395.00	

# Customer Care and Guarantees

## Purchasing, installing and caring for your Imperial bathroom

### ENGLISH

#### Guarantees and Customer Care, Terms and Conditions

##### SALES ORDERS

All orders must be faxed to Imperial (+44 1922 743180) or sent by e-mail (UK) [sales@imperial-bathrooms.co.uk](mailto:sales@imperial-bathrooms.co.uk) All export orders to [export@imperial-bathrooms.co.uk](mailto:export@imperial-bathrooms.co.uk) Unfortunately we are unable to accept verbal orders. The Buyer must acknowledge that he is aware of Imperial's Selling Terms and Conditions when placing the order. Cancelled Orders must be done in writing (by fax or e mail) to the sales office. If the order has been shipped or has been delivered, then there will be a 30% re-stocking fee applicable.

##### DELIVERY

Subject to stock availability, we would expect to ship the goods from our warehouse within 5 working days. If we are unable to ship the order complete, then we will ship the goods as soon as all item are available. The Sales office will keep you informed of your order status, and if you have any questions then please call the sales office on +44 1922 743074.

If a delivery has missing or damaged items, then you must inform in writing the sales office within 3 working days of receiving the goods (by fax or e mail). Failure to declare this within this timescale will make the claim void.

##### RETURNS

No goods can be returned to Imperial without authorization. Please inform the sales office of any returns, and obtain a Return Material Authorisation Number. Imperial will then contact you to make arrangements to have the goods returned.

##### TERMS & CONDITIONS

Please contact the Sales office for a set of our Terms and Conditions. These terms and conditions are governed by the laws of England and Wales and each party submits to the jurisdiction of the English Courts.

Other Conditions are as laid out by the Selling Contract & letter of introduction by Imperial

##### INSTALLATION & TECHNICAL SPECS

We recommend that all products are purchased with the assistance of a specialist bathroom retailer and always installed by an experienced installer who is a member of a recognised plumbing association. A list of bathroom retailers is available from our sales office and many retailers who display the Imperial product ranges can offer a complete design and installation service. Imperial Bathrooms Sanitaryware products are produced to the most demanding standards and each piece can be subject to as many as 15 individual quality control checks during production. Notwithstanding the high quality finishes achieved in the Imperial factory, all Sanitaryware is subject to the limitations of the ceramic manufacturing process. Unlike machine finished products, natural clay based products shrink and move during firing and, because it is not possible to control this process absolutely, minor variations in the dimensional stability of finished products will occur. In most instances this is not noticeable and will have no significant effect upon the installation or upon the look of the finished bathroom, but in any event these variations are normal and to be expected.

For further Technical Information and Dimensions please go to [www.imperialtechspec.com](http://www.imperialtechspec.com) or contact the sales office on +44 1922 743074

##### All products should be inspected before installation.

(i) **Sizes** All sizes quoted in this brochure are nominal. Actual ceramic sizes may vary by + or - 2% against the figures quoted in our technical data. When planning installations where dimensions are critical it is essential that the space allowed for individual items is physically checked with the products to be installed.

(ii) **Wood Finishes** - All natural wood finishes mature with age and Colours may vary slightly from batch to batch or from panel to panel. It is therefore not always possible to achieve a precise colour match when additional items are added at a later date.

(iii) **Vitreous China** These are extremely hard, non-porous products; but are also brittle and therefore must not be put under stress during installation. Basin waste fittings when over tightened can create stress within the ceramic material which may in time cause the failure of the product. Waste fittings should be carefully bedded in silicon and the back nut hand tightened. One additional quarter turn using a suitable spanner is sufficient to create the required watertight seal. Care should also be taken when fitting brassware in order to prevent similar stress related failures.

(iv) **Cistern Flushing** - All Imperial Bathrooms WC pans and cisterns flush at 6 litres in compliance with European EN Standards

(v) **Acrylic Baths** - Acrylic bath sizes are nominal the final size often depending on the degree of detail incorporated in the design. All baths should be carefully inspected before installation.

(vi) **Gold & Nickel plating** all items supplied in Antique Gold or Nickel finish have been plated in the UK and the plating complies with British and European Standards relating to the products concerned. These special order items can not be returned to Imperial

(vii) **Furniture** - Imperial Bathrooms furniture is produced from a combination of solid wood and wood veneer panels, and all sizes quoted are nominal and must be checked against actual product. The timber used is supplied from renewable sources and whilst every care is taken in the manufacture of wooden products inevitably there will always be variation in both colour and grain pattern between individual pieces - indeed this is part of the beauty and unique appeal of using a natural material. Where frosted glass is a feature, only toughened safety glass is used.

(viii) **Cast Iron Baths** - During manufacture a thick coat of powder enamel is fused onto the internal surface of the red hot cast iron. This long established process can however produce ripples, small dimples and specks on the surface which are indeed part of the character and appeal of this type of product and it is normal and to be expected- the performance of the bath is however not affected.

(ix) **Bar Pressures** - The recommended operating pressure for taps, mixers and shower valves is from 0.3 Bar to 5 Bar. If the pressure is higher, a pressure reducing valve should be incorporated within the system.

(x) **Tiles** your tiles have been manufactured to simulate the look, (size, shape, colour, thickness, tone of glaze) of a hand made tile and, as such, are all different in appearance from each other. In order to obtain the best blend, we recommend taking tiles from a number of boxes on application. To obtain the best appearance, we recommend a 3mm grout joint. Use only waterproof adhesives and grouts. For Further Technical Data and for further installation instructions on the Tiles please contact the sales office on +44 1922 743074

(xi) **Basin stands** are produced by hand and slight imperfections on the surface detail are normal due to the material and the manufacturing process.

(xii) **The Hardwick glass legs** are manufactured from Borosilicate 3.3 glass, 30mm diameter - Not toughened

##### LOOKING AFTER YOUR BATHROOM

Sanitaryware -The glazed finish of your Sanitaryware should be cleaned after use by applying a little cream-type cleaner. Apply using a sponge or damp cloth and rinse thoroughly with clean water. Cleaners containing abrasive materials should be avoided.

Antique Gold, Chrome or Nickel plated brassware and taps should be cleaned with warm soapy water and dried with a soft cloth. Under no circumstances should bleach or abrasive cleaning products, polishes, or detergent be used on plated surfaces and in particular should these materials be used on Nickel or Gold plated items it is possible that the surface will be damaged.

Acrylic baths should be cleaned using similar non abrasive cleaners.

Bathroom vanity furniture, Seats and Bath Panels can be wiped over with a damp cloth and dried with a soft duster. The use of polishes containing silicon or any abrasive materials can damage the wood finish. Natural wax polishes should be used sparingly and applied using a soft dry cloth.

Stone / Marble - To assist you in use, each piece of stone/marble has already been pre-sealed but will require regular maintenance with appropriate care and sealant products. We have used a special impregnation which optimally protects absorbent, stain-sensitive natural stone surfaces. It largely prevents the penetration of oil, greases, and water and makes further maintenance easier. Using the right ongoing care products will facilitate the cleaning process and will maintain a fresher appearance of your stone surfaces. We recommend that you re-treat your purchase on a quarterly or six-monthly basis dependant upon use.

Tiles should be cleaned by washing with warm water to which a neutral, clear, low sulphate detergent has been added. After cleaning, rinse well with clean water and polish with a clean soft dry cloth.

##### MANUFACTURING POLICY

1. The policy of the IBC Products Ltd is one of continuous improvement. We therefore reserve the right to alter or amend specifications/dimensions and prices without notice and to withdraw specific items/Colours without notice.

2. Colour reproduction in this brochure is as accurate as the variables in photographic and printing process will allow and specific colours may vary from actual products.

3. Great care is taken to ensure that products supplied by The IBC Products Ltd are supplied to you in perfect condition. Your purchases should, however, be checked for manufacturing defect (or damage) before any installation work is carried out. We are unable to accept responsibility for any defect which was evident before or has occurred as a result of installation.

##### GUARANTEES

1. Sanitaryware and consoles supplied by IBC Products Ltd carry a Ten Year guarantee against failure caused by manufacturing defect.

2. Imperial taps, mixers, Accessories, Shower Valves are guaranteed against manufacturing defects for One Year, this excludes plated surfaces and replaceable parts which are subject to normal use i.e. washers.

3. Imperial Bathrooms vanity furniture is guaranteed against manufacturing defects for a period of Two Years from installation.

4. All Imperial Bathrooms baths carry a 5 years guarantee against manufacturing defects.

5. All stone, marble and composite work top products carry a Two Year guarantee against manufacturing defects and does not guarantee against staining / discolouration.

6. Radiators carry a 2 year guarantee against manufacturing defects excluding plated finishes or electric heating elements.

##### MAKING A CLAIM UNDER WARRANTEE

To make a claim under the guarantee the following conditions must be met:

1. Proof of purchase should be supplied at the time of the claim.

2. Product should have been fitted in accordance with our fixing instructions, EN Standards and general good plumbing practice.

3. We need to ensure that the product has been maintained and cared for in accordance with our Care Instructions. We cannot accept responsibility for the failure of a product if it has been modified, misused, neglected or willfully or accidentally damaged. It should have been used for its sole design purpose

4. We must be given reasonable opportunity to inspect the product in the installed situation. If removed the product should be retained for inspection.

5. Our policy is one of continuous improvement. If the product has failed under the terms of the guarantee and a replacement is offered, but identical goods are no longer available, we will replace with the nearest equivalent.

6. This guarantee applies only to the single product in question and not to the whole bathroom suite.

7. We will not bear costs for repairs or replacements where the product fault is due to the following: Accidental or malicious damage, Improper use, Negligence, General wear and tear, Damage due to poor installation or, servicing or consequential loss, Where modifications have been made to the product, Where the product has not been used for its sole purpose, Inappropriate use.

8. These terms and conditions are governed by the laws of England and Wales and each party submits to the jurisdiction of the English Courts.

9. To the extent permitted by applicable law, other than the express warranty set forth in these terms and conditions, we (or any other third-party supplier) make no additional warranties, expressed or implied, and disclaim all implied warranties, whether in fact or by operation of law, statutory or otherwise, including warranties or conditions of merchantability and fitness for particular purpose. Any warranties that may not be disclaimed under applicable law are limited in duration to the warranty period. No warranties, expressed or implied, will apply after this period. In no way will we (or any third party supplier) be liable for any special, indirect, incidental or consequential damages, losses costs of expenses, however arising, whether in contract or tort, including without restriction, any economic losses of any kind, any loss or damage to property, any labour costs of refitting the product, any personal injury, any damage or injury arising from or as a result of misuse or abuse, or the incorrect installation, integration or operation of the product. We neither assume nor authorize any other person to accept any liability in connection with repair or replacement of the product. And we limit any claim to the value of replacement goods only and not any consequential charges (such as plumbing Costs).

10. Warranty is not transferable and applies only to the original purchaser / retailer.

**For technical drawings & sizes, please refer to our technical website : [www.ImperialTechSpec.com](http://www.ImperialTechSpec.com)**



For further information or technical specifications,  
please visit our website [www.imperial-bathrooms.co.uk](http://www.imperial-bathrooms.co.uk)

IBC PRODUCTS LTD  
ENGLAND  
WWW.IMPERIAL-BATHROOMS.CO.UK  
TEL: +44 (0) 1922 743074  
EMAIL: SALES@IMPERIAL-BATHROOMS.CO.UK

IBC01122023 REVA

A15

